

FINANCIAL HIGHLIGHTS

	2024	2023	Change %
	(Rupees in million)		
Revenue from contracts with customer	29,203	26,787	9.0
Gross Profit	3,839	3,422	12.2
Property, Plant & Equipment	12,246	9,934	23.3
Shareholders equity	18,428	15,249	20.8
Book Value per share (Rupees)	139.73	115.63	20.8

Revenue from contracts with customer

Gross Profit

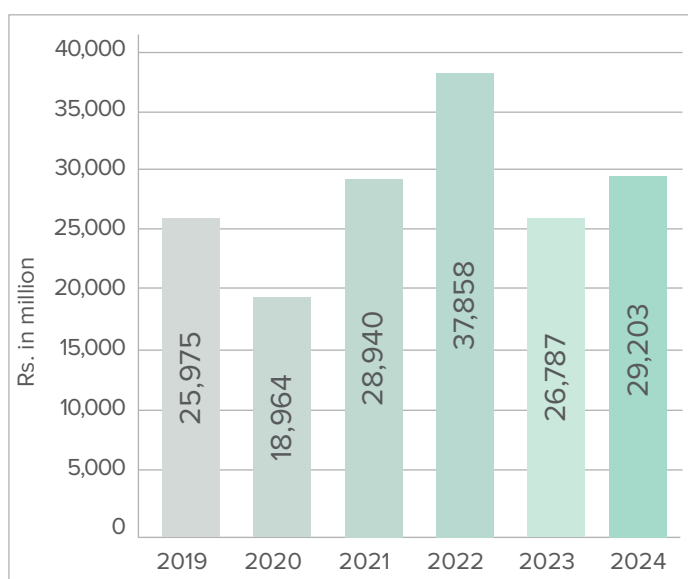
Property, Plant & Equipment

Shareholders equity

Book Value per share (Rupees)

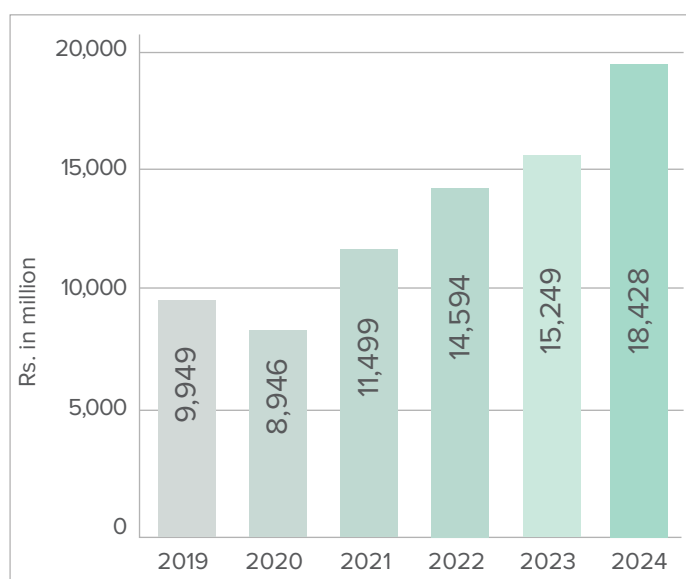
BUSINESS GROWTH

Revenue from Contracts with Customer

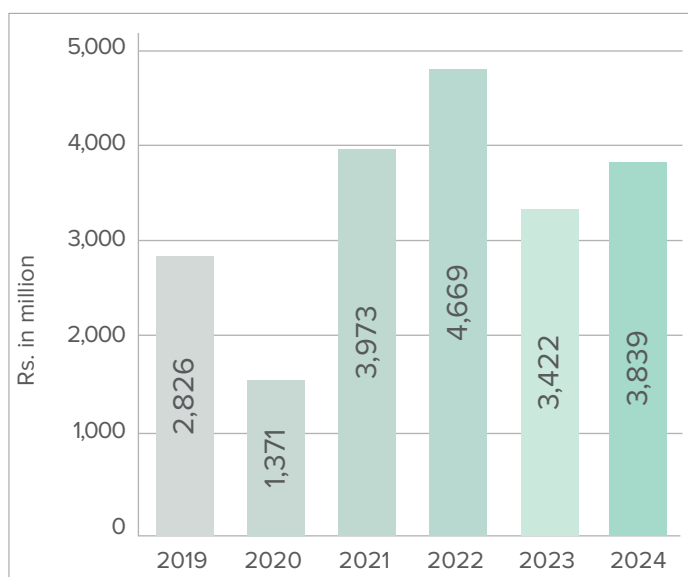


SHARE HOLDER VALUE ACCRETION

Shareholders' Equity



Gross Profit



Book Value Per Share

